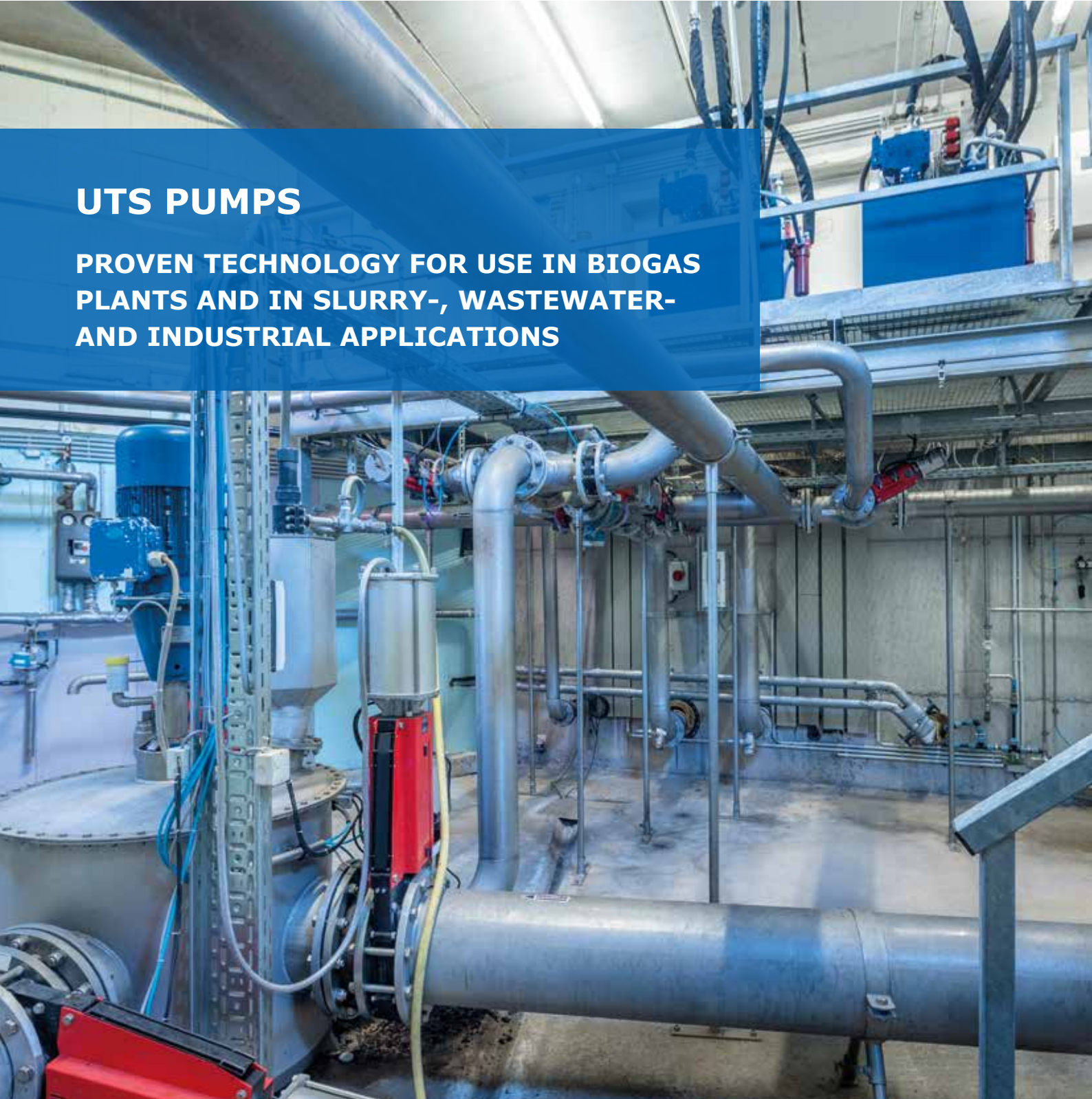


UTS PUMPS

**PROVEN TECHNOLOGY FOR USE IN BIOGAS
PLANTS AND IN SLURRY-, WASTEWATER-
AND INDUSTRIAL APPLICATIONS**



Central pump station

BENEFITS AT A GLANCE

TRANSPORT. CHOP. AGITATE.

Pumps have been a part of our core assortment since 1992. Our robust models are all designed so that they do what they are supposed to even under the most difficult of conditions: pump, pump, pump. And that's not all. In order to be able to transport especially thick and fibrous media in a safe and controlled manner, such as slurry or digestate in biogas plants, our pumps (4000 series) also tear and cut.

Based on their design, our pumps are unsusceptible to foreign objects, feature impressively low maintenance expenses, and minimize life cycle costs with an extremely low failure probability. This is thanks to the multi-

bearing drive shafts running in an oil bath, the shaft slide-ring seal with an oil vessel for protection against dry runs, as well as the specially designed spiral housing that is resistant to clogging.

Our pump series are available with various drive types and can also be used with large tank depths.

Configuration always takes place on an individual basis according to the requirements of the relevant application. In doing so, we ensure that the selected pump not only delivers the optimal output, but also provides an impressive service life.

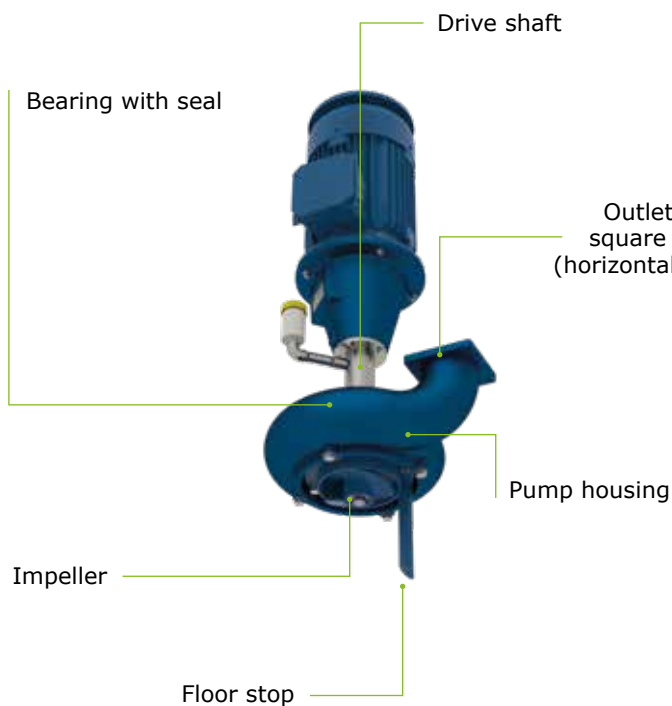
RELIABLE:

Delivery rates of up to 300m³/h (3000 series) or 360m³/h (4000 series) and a maximum pressure of 4.5 bar (4000 series)


FLEXIBLE:

Numerous configuration possibilities, adapted to individual requirements

PUMP SERIES 3000



PUMP SERIES 4000



LONG-LASTING:

Unsusceptible to foreign objects or dry runs

SAFE:

Resistant to clogging thanks to effective cutting performance, among other features

ROBUST:

Sturdy cast iron and steel construction

PUMP SERIES 3000 AND 4000

YOU CAN COUNT ON THESE PUMPS

3000 SERIES

APPLICATIONS

- » Agriculture: Slurry technology, mobile and stationary pump systems
- » Wastewater & sewage treatment plants: Faecal sludge, digested sludge, primary sludge
- » Food industry: Vegetable processing, slaughterhouses

GENERAL TECHNICAL FEATURES FOR ALL PUMPS IN THE 3000 SERIES

- » Pump housing intake from below
- » Transportation and homogenization of fluids with a proportion of solid and fibre material up to 8% TS
- » Free-flow impeller with WIDIA carbide cladding on cutting and wear edges

4000 SERIES

APPLICATIONS

- » Agriculture: Slurry technology, mobile and stationary pump systems, biogas plants
- » Wastewater & sewage treatment plants: Faecal sludge, digested sludge, primary sludge
- » Food industry: Vegetable processing, slaughterhouses

GENERAL TECHNICAL FEATURES FOR ALL PUMPS IN THE 4000 SERIES

- » Feed via helical intake from above
- » Transportation and homogenization of fluids with a proportion of solid and fibrous material up to 12% TS
- » Free-flow impeller with WIDIA carbide cladding on cutting and wear edges
- » Non-clogging spiral housing, specially designed to accommodate thick and dense media
- » Double-action slide-ring seal with oil vessel in industrial standard quality

WIDE-RANGING DESIGNS – CONSTANT PERFORMANCE

PUMPS FOR EVERY APPLICATION

LONG-SHAFT PUMPS

The advantage of this design is in the extended drive shaft. It makes it possible to position the pump body on the bottom of the tank. The motor and operating lever are easily accessible outside of the tank for easy operation and electrical maintenance. A mixing nozzle can also be integrated into the standpipe (pressure side) to mix the substrate before it is pumped out. The control rod switches using a 3-way valve. The standpipe output can be arranged directly upwards or laterally through the tank wall.

HIGH-PERFORMANCE CHOPPER MIXING PUMP HRP 3000 E/S

- » Long-shaft pump with pump housing intake from below
- » Multi-bearing drive shaft running in an oil bath
- » Performance classes: 5.5kW to 22kW

PRESSURE CHOPPER MIXING PUMP DRP 4000 E/S

- » Long-shaft pump with helical intake (combined with free-flow impeller)
- » Multi-bearing drive shaft running in an oil bath
- » Performance Class: 7.5kW to 30kW

SUBMERSIBLE PUMPS

Submersible pumps are distinguished by their compact design. The motor is submerged with the pump housing, and can be lowered and raised on a rope using a guide pipe. In addition to a hoisting device, we recommend installation with a base frame and snap-on claws.

HIGH-PERFORMANCE CHOPPER MIXING PUMP HRP 3000 E/T

- » Submersible pump with pump housing intake from below
- » Performance classes: 5.5kW to 18.5kW

PRESSURE RIP-MIX PUMP DRP 4000 E/T

- » Submersible pump with intake auger on the pump body
- » Performance classes: 7.5kW to 22kW



HRP 3000E


DRP 4000E



DRP 4000E/T

WIDE-RANGING DESIGNS – CONSTANT PERFORMANCE

PUMPS FOR EVERY APPLICATION



RPM 3000

INSTALLATION DIRECTLY IN THE PIPELINE

Our pump is directly integrated into the pipeline. This ensures especially efficient delivery of the substrate as long as a free flow of substrate is provided. This type of pump is particularly advantageous for drum filling stations.

PIPE PUMP MATIC RPM 3000 E

- » Pump with surface motor and pump housing with front end intake
- » Special design with pump housing intake from below also available
- » Performance classes: 5.5kW to 22kW



RPM 4000

PIPE PUMP MATIC RPM 4000 E

- » Dry-installed pump in closed design for reduced noise emissions
- » Centrifugal pump with external drive
- » Performance classes: 11kW to 22kW

CENTRAL PUMP STATION

The central pump station was developed to distribute media between the tanks of a biogas plant quickly and efficiently. It is ideally located in a building arranged centrally between the tanks. Then the pump station is connected to each tank with the appropriate pipelines. In the process, the substrate can be pumped from a digester to a secondary digester or storage tank as necessary. The pump paths can be adjusted flexibly with suitable knife gate valves.

High throughputs ensure that relatively little time is needed for pumping. The optionally available speed control unit also minimizes energy consumption and wear during day-to-day operation. In addition, a manual or automatic venting device is available for gas-laden media. Our central pump station is only available in combination with an internal pump in the 4000 Series.



ZPS 4000

CENTRAL PUMP STATION ZPS 4000 E

- » Dry-installed central pump station for various delivery modes, with a collector tank and multi-option ports for fully-automatic substrate management
- » Centrifugal pump with external drive
- » Performance classes: 11kW to 30kW

OUR ANAERGIA TECHNOLOGIES

We offer solutions for the following applications:

- » Pump Technology
- » Mixing Technology
- » Separation
- » Extrusion Technology
- » Screening & Sorting
- » Size Reduction
- » Organic Polishing
- » Conveyor Technology



Anaergia Inc.
Headquarters
 Burlington, Ontario,
 Canada
 T: +1 905-766-3333

Anaergia UK Ltd.
Sales Office
 St. Neots, Cambs,
 United Kingdom
 T: +44 1480-477-608

DB Technologies BV
Product Company
 Oldenzaal, Netherlands
 T: +31 541-745031

UTS Products GmbH
Product Company
 Lippetal, Germany
 T: +49 2923-610940

Anaergia OREX
Manufacturing s.r.l.
Product Company
 Ovada, Italy
 T: +39 0143-835665

Anaergia s.r.l.
Sales Office
 Treviglio, Italy
 T: +39 0363-1970144

Anaergia Services, LLC
Sales Office
 Carlsbad, California,
 United States
 T: +1 760-436-8870

Anaergia Africa (Pty) Ltd.
Sales Office
 Cape Town, South Africa
 T: +27 21-4181-163

Anaergia Singapore Pte. Ltd.
Sales Office
 Singapore
 T: +65 6316-1575

An ANAERGIA company:

UTS Products GmbH

Oestinghausener Str. 12 · D-59510 Lippetal
 T: (+49) 2923 / 610 940

www.uts-products.com

